





SCHEME OF WORK FOR P.3


TERM III



Wk	Day	Theme	Sub-theme	L. areas	Content	Competencies	Methods	Activities	Learning skills	Instructional materials	Ref
				Maths	Geometry Types of shapes square, rectangle, trapezium, oval, rhombus, pentagon etc	Identifying different shapes Drawing shapes Naming shapes Counting the sides	Illustration Discussion Explanation	Drawing Reading the words correctly Counting the sides	Effective communicati on Appreciation Concern	Models A chart showing shapes	MK primary maths
				Maths	Forming and counting shapes Rectangles   3 triangles	Counting the given shapes Identifying the shapes drawn	Guided discovery Illustrations	Drawing the shapes Counting the shapes formed Shading	Logical thinking Effective communicati on	Cut out shapes	MK Mtc bk3 pg118
				Maths	Measures (I) Days of the week Listing days of the week. Qn. What day comes after the first day of the week?	Listing days of the week Answering oral questions	Discussion Question and answer	Reciting the days of the week Writing Spelling	Responsibilit y Critical thinking Appreciation	A chart showing days of the week	MK prim mtc bk2 pg126

				Maths	Changing weeks to days Examples How many days are in two weeks? $1 \text{ week} = 7 \text{ days}$ $2 \text{ weeks} = (7 \times 2) = 14 \text{ days}$	Reading and interpreting Changing weeks to days	Explanation Discussion Question and answer	Stating days of the week Changing weeks to days	Critical thinking Appreciation	Calendar	MK bk3										
				Maths	Changing days to weeks e.g. How many weeks are in 21 days? $7 \text{ days} = 1 \text{ week}$ $21 \text{ days} = \frac{21}{7} = 3 \text{ weeks}$	Reading and interpreting Changing days to weeks	Explanation Discussion	Reading Changing days to weeks	Appreciation Creating thinking	Calendar	MK maths bk3										
				Maths	Completing tables about days and weeks <table border="1" style="margin-left: 20px;"> <tr> <td>Wk</td> <td>1</td> <td>2</td> <td></td> <td>5</td> </tr> <tr> <td>Dys</td> <td>7</td> <td></td> <td>21</td> <td></td> </tr> </table>	Wk	1	2		5	Dys	7		21		Completing the table about days and weeks	Discussion Question and answer	Answering oral questions Completing tables	Appreciation Self awareness	Calendar	MK maths bk3 pg138
Wk	1	2		5																	
Dys	7		21																		
				Maths	Months of the year Listing the months of the year with their days	Listing months of the year Stating days of each month of the year	Question and answer Explanation	Listing Stating days of each month	Effective communication Self awareness	Calendar	MK mtc bk3 pg138										
				Maths	Changing years to months Example How many months are in 3 years? $1 \text{ year} = 12 \text{ months}$ $3 \text{ years} = (12 \times 3) = 36 \text{ months}$	Recognizing months in a year Changing years to months	Question and answer Explanation Discussion	Reading Changing years to months	Assertiveness Appreciation	Calendar	MK prim mtc bk3 pg139										

				Maths	Changing months to years e.g. How many years are in 48 months? (use repeated subtraction)	Recognizing the number of months in a year. changing months to years	Discussion Explanation	Reading Changing months to years	Assertiveness Self awareness	Calendar	MK prim mtc bk3 pg139										
				Maths	Completing tables <table border="1" style="display: inline-table; vertical-align: middle;"> <tr> <td>Mns</td> <td>12</td> <td>24</td> <td>36</td> <td></td> </tr> <tr> <td>Yrs</td> <td>1</td> <td></td> <td>3</td> <td>5</td> </tr> </table>	Mns	12	24	36		Yrs	1		3	5	Completing the tables correctly	Discussion Explanation	Writing Completing the table correctly	Self awareness Creating thinking	Chart	MK Mtc bk3
Mns	12	24	36																		
Yrs	1		3	5																	
				Maths	How old? Examples Mr. Obbo was born in 1970. How old was Mr. Obbo in 1989? $\begin{array}{r} 1989 \\ - 1970 \\ \hline \end{array}$ -- 19 years	Reading and interpreting the word problem Answering the word problems	Explanation Discussion	Reading Answering the given questions correctly	Critical thinking Self awareness Concern	Textbook	MK prim mtc bk3 pg40										
				Maths	Telling time in hours eg 3 :00 o'clock	Telling time in words and numbers	Discussion	Telling time	Self awareness	Text books	Mk 129										
				Maths	Telling time using a half past	Being able to tell time using a half past	Discussion	Telling time (reading it loudly)	Self awareness	Text books	Mk Bk 3 Pg 128 & 129										
				Maths	Telling time using a quarter past	Identifying a quarter object	Explanation	Telling time	Effectiveness	Text books	Mk BK 3 Pg 131										
				Maths	Telling time using a quarter to	Using a quarter to when telling time	Discussion	Telling time given on a flash card	Critical thinking	Text books	Mk Bk 3 Pg 132										
				Maths	Telling time (minutes past) eg 20 minutes past 2	Being able to count minutes past	Explanation	Counting minutes	Articulation	Text books	Mk Bk 3										
				Maths	Counting minutes to eg 10 minutes to 9	Being able to count minutes to	Guided discussion	Reading aloud	Critical thinking	Text books	Mk Bk 3										

				Maths	(Telling time) - Word problems - Changing hours to minutes	Being able to change from hours to minutes	Discussion	Converting hours to minutes	Critical thinking	BB illustration	Teachers own collection														
				Maths	Changing from minutes to hours	Being able to change from minutes to hours	Demonstration	Converting minutes to hours	Creative thinking	BB illustration	Teachers own collection														
				Maths	Representing time on a clock face Eg 20 minutes past 4	Being able to represent the information on the clock face	Discussion	Writing time on the clock face	Critical thinking	Text books	Mk Bk pg 137														
				Maths	Recognition of money <table border="1" data-bbox="483 506 656 709"> <thead> <tr> <th>Notes</th> <th>Coins</th> </tr> </thead> <tbody> <tr> <td>1000</td> <td>50</td> </tr> <tr> <td>2000</td> <td>100</td> </tr> <tr> <td>5000</td> <td>200</td> </tr> <tr> <td>10000</td> <td>500</td> </tr> <tr> <td>20000</td> <td></td> </tr> <tr> <td>50000</td> <td></td> </tr> </tbody> </table>	Notes	Coins	1000	50	2000	100	5000	200	10000	500	20000		50000		Identifying the types of money and give examples	Explanation Discussion Observation	Observing Identifying	Self awareness Appreciation	Real money notes and coins	Teacher's own collection
Notes	Coins																								
1000	50																								
2000	100																								
5000	200																								
10000	500																								
20000																									
50000																									
				Maths	Addition of money Examples Add shs 100 <u>shs +50</u> <u>shs 150</u> Word problems Find the sum of shs 200 and shs 150 shs 200 <u>+ shs 150</u> <u>shs 350</u>	Adding money Recognizing money	Question and answer Discussion	Adding Answering questions	Recognition Answering questions	Real money	Mk bk3 pg177-178														

				<p>Maths</p> <p>Subtraction of money e.g. shs 1050 - 800 <u>250</u></p> <p>Word problem John had shs 350. He gave shs 200 to Jane. How much did he remain with? shs 350 - 200 <u>150</u></p>	<p>Recognition of money</p> <p>Subtraction of money</p> <p>Reading and interpreting given information</p>	<p>Discussion</p> <p>Question and answer</p>	<p>Reading</p> <p>Interpreting</p> <p>Subtracting money</p>	<p>Critical thinking</p> <p>Appreciation</p>	<p>Real money</p>	<p>MK bk3</p> <p>pg178</p>												
				<p>Maths</p> <p>A shopping bill</p> <p>The table below shows the price list in dramadri's shop. Use it to answer the questions that follow</p> <table border="1"> <thead> <tr> <th>Item</th> <th>Price</th> </tr> </thead> <tbody> <tr> <td>A book</td> <td>shs 100</td> </tr> <tr> <td>An egg</td> <td>shs 250</td> </tr> <tr> <td>A bar of soap</td> <td>shs 500</td> </tr> <tr> <td>A kg of rice</td> <td>shs 800</td> </tr> <tr> <td>A pen</td> <td>shs 200</td> </tr> </tbody> </table> <p>Questions</p> <p>a) How much will a pencil cost?</p> <p>b) What is the cost of an egg and a pen?</p>	Item	Price	A book	shs 100	An egg	shs 250	A bar of soap	shs 500	A kg of rice	shs 800	A pen	shs 200	<p>Answering questions concerning the price list</p> <p>Finding the bills of the different items bought</p>	<p>Explanation</p> <p>Discussion</p>	<p>Answering questions</p> <p>Reading and interpreting information</p>	<p>Critical thinking</p> <p>Self esteem</p>	<p>Textbooks</p>	<p>MK bk3</p> <p>pg182</p>
Item	Price																					
A book	shs 100																					
An egg	shs 250																					
A bar of soap	shs 500																					
A kg of rice	shs 800																					
A pen	shs 200																					
				<p>Maths</p> <p>More shopping e.g.</p> <p> a book shs 500</p>	<p>Recognize the prices</p>	<p>Explanation</p> <p>Discussion</p>	<p>Multiplying money</p> <p>Adding money</p>	<p>Critical thinking</p> <p>Self awareness</p>	<p>Books</p> <p>Pencils</p> <p>Apples</p>	<p>MK bk3</p>												

					<p>  a pencil shs 100  an apple shs 700 Qn. What is the cost of 3 similar books? </p>	Multiplying and finding total costs of items					
				Maths	<p> Division of money Mr. Kasule had shs 200. He shared it equally between his two children. How much did each child get? </p> $ \begin{array}{r} 400 \\ 2 \overline{) 800} \\ \underline{- 8} \\ 00 \\ = \text{shs } 400 \end{array} $	<p> Reading and interpreting word problems Working out the word problems </p>	<p> Question and answer Discussion </p>	<p> Reading and interpreting Recognizing word problems </p>	<p> Critical thinking Self awareness </p>	MK textbooks	MK bk3 pg187
				Maths	<p> Division of money in word problems Share shs 2400 amongst 3 girls. How much does each get? </p> $ \begin{array}{r} 800 \\ 3 \overline{) 2400} \text{shs} \\ \underline{0} \\ 24 \\ \underline{- 24} \\ 00 \\ \text{Each girl gets shs } 800 \end{array} $	<p> Interpreting word problems Sharing money equally </p>	<p> Explanation Discussion </p>	<p> Interpreting Dividing money correctly </p>	<p> Appreciation Self awareness </p>	Real money	MK bk3 pg187
	Culture and	Customs in our	English	Vocabulary	Articulation of words	Guided discussion	Loud reading	Self awareness	Use of real objects	Primary sch	

	gender in our sub county/ division	sub county/ division		sing, wear, greet, food, cry, pray, kraal, dance, happy, sad, pain, sick	Read the words correctly Make sentences using the new words	Explanation	Spelling games	Effective communication	Flash cards	curriculum for Uganda
			Maths	Multiplying three digit numbers by 7. e.g. 403×7 2821	Multiplying numbers Counting numbers Reciting table 7	Question and answer Discussion Recitation	Multiplying Grouping Reciting	Self awareness Friendship formation	Multiplication tables Counters	MK MTC bk3 pg70 new ed
			Lit I and II	Cultural practices e.g. marriage, naming, dressing, taboos, circumcision, child bearing etc	Telling and retelling traditional stories Talking about customs and cultural practices Discussing the examples of cultural practices	Story telling Discussion Role play	Discussing Writing Listening	Love Appreciation Cooperation Critical thinking	A chart showing cultural practices	MK std SST bk3 pg4
			PE	Games of low organisation played by children and adults long ago e.g. omweso, skipping	Practices, running, hoping, passing, handling	Dramatization Imitation	Running freely Running changing direction Jumping Dodging	Creating thinking Decision making	Balls Beads	Primary Sch curriculum for Uganda pg90
	Culture and gender in our sub county/ division	Customs in our sub county	English	Structures What did.....? (Mary, John, Ali do?) Mary wore a nice dress made of bark cloth.	Reading word problems Multiplying numbers Reciting tables 6 and 7	Question and answer Recitation Group work	Reading Counting Multiplying	Self awareness Friendship formation Critical thinking and togetherness	Counters Multiplication tables	New MK mtc bk3 pg 172

					Rose greeted her aunt while kneeling down. Yes, she did. No, she didn't.						
				Maths	Word problems involving multiplication of 6 and 7 One packet holds 148 straws. How many straws will 7 packets hold? $\begin{array}{r} 148 \\ \times 7 \\ \hline 1036 \text{ straws} \end{array}$	Reading word problems Multiplying numbers Reciting tables 6 and 7	Question and answer Recitation Group work	Reading Counting Multiplying	Self awareness Friendship formation Critical thinking and togetherness	Counters and multiplication tables	New Mk mtc bk3 pg71
				Lit I and II	Food Define food Traditional dishes of different tribes (staple food) Food taboos and examples	Discussing about food Discussing about food taboos telling related stories	Discussion Story telling	Discussing Writing Listening Reading	Awareness Critical thinking	Samples of food like matooke, millet etc	MK standard SST bk3 pg4
		Culture and gender in our sub county / division	Customs in our sub county	PE	Walking and running Rhythmic runs e.g. jogs, hops, races, relays etc	Running Hoping Handling Passing Effective communication	Demonstration Imitation	Running and changing direction	Creating thinking Critical thinking	Buttons	Primary school curriculum for Uganda bk3 pg9
			Gender	English	Vocabulary share, help, work, different, beat, hungry, kids, slap, eat, cakes, milk, wash, cook, mop, slash Structures	Articulation of words Making sentences using the given words Reading the given sentences	Explanation Demonstration Story telling Role playing	Sharing Identification Filling in the missing letters Complete the given table	-do-	A chart Flash cards	Primary School curriculum for Uganda bk3 pg44

					Why did she run away from home? She ran away from home because her father slapped her.	Complete the given tense table Identifying activities girls and boys do.					
				Maths	Naming days of the week and months of the year e.g. Thursday, Saturday etc	Naming days of the week and months Writing the days of the week and months of the year	Question and answer Discussion Recitation Group work	Naming Reading Writing	Self awareness Friendship formation Respect	A written chart The calendar	Thematic curriculum pg43 New primary mtc bk3
		Culture and gender in our sub county/division	Customs in our sub county	Lit I and II	Importance of customs Promote culture Help to tame people's behaviour Teaches people more about their culture etc	Telling relate stories Identifying the importance of customs	Story telling Discussion Demonstration	Story telling Demonstration Discussion	Loyalty Respect	Bible Quran	Primary school curriculum bk3 pg43
				PE	Walking and running	Run according to instructions Hop using different speeds Handling and passing the baton to a partner Jogging on a spot	Imitation Demonstration	Running Short or long steps Running freely	Decision making	Batons	Primary sch curr bk3 pg90
				English	Read the story titled "Good food" MK Eng Bk 3 Pg 111	Reading the story about food loudly Identify some customs done before eating	Question and answer Discussion Role play	Reading Writing Drawing	Critical thinking Effective communication Creating thinking	Textbooks Children's experience	MK primary English bk3 pg 111- 112

						Review table manners					
		Culture and gender in our sub county/ division	Gender	Maths	Making a calendar of important events of the year 1 st January – New year's day 8 th March – Women's day	Reading a calendar Identifying the important events of the year Writing the important events of the year	Discussion Question and answer Group work Recitation	Reading Identifying Writing	Self awareness Togetherness Friendship formation	The calendar	New mk bk3 Primary mtc pg126
				Lit I and II	Define gender Gender is the state of being a male or a female. What makes me a boy or a girl? dressing, body parts Activities for boys and girls Equity	Describe gender Telling the difference between girls and boys Writing activities done by boys and girls	Discussion Role play Question and answer Brain storming	Writing names of boys and girls Answering questions Defining gender Writing activities done at home	Friendship formation Appreciation Concern Cooperation	A written chart showing activities done by children at home	Primary sch curr for UGanda bk3 pg44
				PE	Games played by boys and girls (long ago) boys - girls fathers roles – mothers roles driving – playing with dolls making toys – cooking building etc	Imitating models Acting plays about models Working with others Singing simple songs according to their culture	Role play Story telling Peer to peer Demonstration	Modeling Weaving Making dolls	Responsibility Acceptance Care Sharing Sense of belonging	Dolls Toys Sand Water Banana fibres	Primary sch curr bk3 pg44
		Culture and gender in our	Ways of promoting and preservi	English	Vocabulary Dance, sing, play, blow, flute, drum, sick, medicine, needles, safety	Read and spell the new words Use the given words in sentences	Discussion Explanation Role play Story telling	Reading Spelling	Decision making	Pictures shows ways of promoting culture i.e. introduction,	Primary sch curr for Ug

		sub county	ng culture		pins, tablets, syringe, razorblade etc					wedding, traditional rulers, helpers' chart	
				Maths	Length Unit used when measuring length	Being able to recite units for length	Discussion	Reading aloud	Self awareness	A chart showing these units	Teachers own collection
				Eng	Structures 1. Never share needles pines and razor blades 2. You should always take medicine	Use the given structures correctly Writing patterns correctly	Discussion Explanation Role play	Reading , writing , spelling	Self awareness Decision making	Realia	Pri sch curr MK pg 45
				Lit I and II	Ways of promoting and preserving culture e.g. following customs, practices, through legends, using examples from elders etc Importance of promoting and preserving culture	Identifying ways of promoting and preserving culture Talking about importance of preserving culture	Story telling Role play Brain storming Discussion	Identifying ways of preserving culture	Loyalty Sense of belonging Sharing Appreciation of culture	Story books Pictures of cultural practices	Primary sch curr pg 45
		Culture and gender in our sub county	Ways of promoting and preserving culture	English	Structures Never share (needles, safety pins, razor blades) You should always take medicine etc	Use the given structures correctly Writing patterns correctly	Discussion Explanation	Reading Writing Spelling activities	Self awareness Decision making Problem solving	Collection of real objects i.e. razor blades, needles etc	Primary sch curr bk3 pg45
				Maths	Length Changing from meter to cm	Being able to change from m to cm	Guided discovery	Reading and writing units	Critical thinking	A chart showing the units	Teachers own collection
				Lit I and II	Dangerous cultural practices tattooing, genital mutilation, forced	Identifying dangerous cultural practices	Story telling Discussion Explanation Integration	Reading texts from newspapers Sharing experiences	Self awareness Appreciation Decision making	Pictures News papers Text books etc	Prim sch curr pg45

					marriages, early marriages Dangers of some cultural practices Spread of diseases, family misunderstandings	Talking about some dangers of cultural practices			Patience		
			Relationships	English	Vocabulary Teacher, pupils, monitor, parents, family, cousin, brother, sister, nephew, uncle, aunt, son, first born Types of families	Develop language related to family and school Relationships Read the words correctly Construct meaningful sentences using the new words	Discussion Demonstration Explanation	Naming Reading Writing	Critical thinking Self awareness		MK bk3 pg41
				Maths	Changing from cm to m	Being able to change from cm to m	Discussion	Converting cm to m	Self awareness Sharing	BB illustration	Mk Bk 3 pg 147
		Health in our sub county/ division	Disease vectors	Lit I and II	Common vectors Define vectors Examples of vectors Characteristics of common vectors	Defining vectors Giving examples of vectors Citing out characteristics of vectors	Explanation Discussion Brain storming	Defining Listing Citing	Self awareness Critical thinking		Pri sch curr pg47
				English	Structures How many brothers do you have? Which position do you hold in your family?	Construct meaningful sentences using the given words Name positions they hold in their families	Observation Question and answer	Naming Reading Writing	Belonging Loyalty Patience	Textbooks	MK pri Eng bk3 pg141

				Maths	Addition of m and cm Word problems	Reading word problems concerning addition of m and cm	Demonstration	Working out numbers	Sharing	BB illustration	MK Bk 3 Pg147
				Lit I and II	Vectors Common vectors Characteristics of vectors Lifecycle of vectors Structures of vectors Diseases spread by vectors	Describing life cycles of vectors using diagrams Mention diseases spread by different vectors Drawing structures of vectors Definition of vectors	Observation Discovery Discussion Brain storming	Describing Drawing Matching Reading texts about disease vectors	Self awareness Drawing Concern	Drawn charts showing life cycles of vectors	MK integrate scie bk3 pg93 – 100
				PE	Jumping experiences with ropes, logs, sticks	Jumping Running	Demonstration Discussion	Jumping with feet together Jumping over objects	Decision making Coping with emotion	Ropes Sticks Logs	
		Health in our sub county/ division	Disease vectors	English	Family tree Relationship	Study Mr and Mrs Opio's family (comprehension)	Explanation Discussion	Drawing Reading	Appreciation Critical thinking Sharing	A family tree	
				Maths	Subtraction of m and cm Word problems	Being able to read word problems concerning m and cm	Discussion	Reading word problem Working out	Critical thinking	BB illustration	Mk Bk 3 pg 149
				Lit I and II	Ways in which vectors spread diseases The 4 Fs Sign and symptoms of	Giving ways in which vectors spread diseases	Observation Explanation Experimentation Brain storming	Differentiating between signs and symptoms Giving ways in which	Self awareness Concern Problem solving	Pictures showing vectors and signs of diseases	Fountain pri scie pg 102

					diseases spread by vectors	Writing signs and symptoms of diseases		vectors spread diseases Writing signs and symptoms of diseases			
		Health in our sub county/ division	Disease vectors	English	Poem about the topic the son of my father is my brother by blood Pg 144	Reciting the poem Acting the poem Naming types of families	Imitation Dramatization	Reading Reciting Writing	Belonging Cooperation	Textbooks	MK bk3 pri Eng pg146-147
				Maths	Find perimeter Word problems	Adding up of total distance of different shapes	Explanation	Finding total distance on shapes	Critical thinking	Strings Rulers	Teachers own collection
				Lit I and II	Prevention and control of diseases spread by vectors Treatment of diseases spread by vectors ORS preparation (Oral Rehydration Solution) Solute, solvent and solution ORS Dehydration	Describing ways of preventing diseases spread by vectors Explaining the treatment procedures of diseases spread by vectors	Demonstration Explanation Guided discovery Brain storming	Preparing ORS Problem solving Describing ways of preventing diseases spread by vectors	Problem solving Critical thinking	Sugar Salt Water A chart	Curr pg47
		Health in our sub county	Disease vectors	English	Read the story title Mr. Muwanga and family Pg 144	Reading the story and answering questions in full sentences	Guided discussion Explanation	Reading Writing	Assertiveness	Textbooks	MK prim eng bk3 pg143
				Maths	Area by counting squares	Counting of squares from shapes given	Guided discovery	Counting squares	Appreciation	BB illustration	MK Bk 3 Pg 152
				Lit I and II	HIV/AIDS	Writing HIV/AIDS in full	Story telling Explanation	Reading AIDS in full	Critical thinking	Pictures showing signs	Curr pg45

					Brief background on HIV/AIDS Cause HIV in full AIDS in full Ways in which it is spread Signs and symptoms Other STDs Causes of AIDS Signs of AIDS	Writing STDs in full Giving the cause of HIV Stating ways in which HIV is spread Stating other STDs	Guided discovery Observation	Writing ways in which HIV is spread	Self awareness Decision making Concern	of AIDS patients	
				English	Jumbled sentences about relationship (see lesson notes)		Discussion Explanation	Reading Re-arranging		BB illustration	Trs collection
				Maths	Area Finding area of the shaded part	Counting squares in the shaded part	Guided discovery	Counting squares	Time management	BB illustration	Mk Bk 3 pg 153
		Health in our sub county/ division	Disease vectors	Lit I and II	Effects of HIV/AIDS on individuals and family AIDs organizations Caring for HIV/AIDS patients Other protective measures PIASCY	Talking about effects of AIDS on individual families Stating ways of caring for HIV/AIDS patients Identifying organizations that care for AIDs victims Writing PIASCY in full PIASCY messages	Explanation Discussion Role play	Talking about effects of AIDS	Concern Caring for others		
			The past simple tense	English	Vocabulary Types of verbs	Read the words correctly Spell the words	Discussion Explanation	Reading Spelling	Effective thinking Assertiveness		A simple guide in the study of english

					Regular verbs – ed in past simple tense Eg capped Washed Slapped Irregular verbs – do . eg bought , caught	Complete the given table correctly					
				Lit I and II	Energy Forms of energy Sources of energy Define energy Types of sources of energy Examples under each type	Defining energy Giving types of sources of energy Listing down examples under each type	Explanation Guided discovery Brain storming	Defining energy Identifying sources of energy	Self awareness Appreciation	Candles Torch matchbox Lamp etc	Pri sch curr for Uganda bk3 pg55
				English	Vocabulary Irregular verbs ride – rode fall – fell bite – bit wear – wore	Read and spell the words correctly Complete the given table	Discussion Explanation	Reading Spelling	Effective communicati on	A written chart	A simple guide to study of English bk3/4 pg16-17
		Health in our sub county/ division	Disease vectors	Lit I and II	Fuels Uses of fuels Uses of electricity Experiments about wind Types of electricity	Stating the uses of fuels Carrying out experiments about wind (air) Definition of fuel Stating dangers of electricity	Illustration Demonstration	Observing	Appreciation Conservatio n	Polythene Nails Tins	Pri sch curr bk3 pg50
				English	The future simple tense I } We } shall story Mr. Kintu's glasses	Reading the given structures Make sentences in the future simple tense	Discussion Explanation	Reading Spelling	Self awareness Friendship Cooperation Effective communicati on		MK pri eng bk3

					She } He } will They } Dialogue Pg 168 (Mk)						
				Lit I and II	Ways of saving energy Importance of saving energy Dangers of energy	Telling ways of saving energy Stating the importance of saving energy Talking about dangers of energy	Discussion brain storming Explanation Guided discovery	Talking about dangers of energy Stating the importance of saving energy Ways of controlling dangers of energy	Self awareness Conservation	Bulbs Charcoal Matchbox	Pri sch curr for Uganda bk3 pg56
				English	The present perfect tense (past participle) With verbs that change with <u>en</u> e.g. speak - spoken With verbs that are the same in past simple tense i.e. keep – kept sweep – swept think – thought	Reading the words loudly Spelling the words Making sentences in present perfect tense	Explanation Discussion	Reading Spelling Constructing sentences Acting		A written chart	A simple guide in the study of English bk3 pg16
				Lit I and II	Accidents and first aid Road traffic accidents Define accidents Accidents on the road Road users	Defining an accident Stating causes of accidents on roads Mentioning road users	Brain storming Discussion	Defining an accident Stating the causes Mentioning road users	Self awareness Concern	Picture showing road accidents	Fountain PS Science bk3 pg122

				English	The present perfect tense (past participle simple) Verbs which change a to u begin – begun ring – rung Picture study Activities at home	Reading Completing the given table Answering questions about the picture	Guided discussion Explanation	Reading Writing	Appreciation Critical thinking	A chart showing pictures Flash cards	MK pri English bk3 pg168
		Health in our sub county / division	Disease vectors	Lit I and II	Ways of controlling road accidents Accidents at home Causes of accidents at home Road users	Stating ways of controlling accidents Writing common accidents at home Reading causes of common accidents at home	Integration Discussion Brain storming	Stating ways of controlling accidents Writing common accidents at home Talking about causes of accidents at home	Concern Self awareness Decision making	Pictures showing common accidents at home	Fountain pri scie pg122
				PE	Jumping experiences with ropes and sticks Standing long jump Standing high jump	Jumping Running	Demonstration Imitation	Jumping with feet together Jumping over objects	Critical thinking Decision making	Ropes Logs Sticks	Pri Curr for Uganda bk3 pg90
				English	Adverbs Types of adverbs Adverbs of manner Adverbs of place Adverbs of time Formation of adverbs of manner	Reading and spelling the words correctly Forming adverbs Underlining adverbs in the given sentences	Discussion Explanation	Reading Spelling Forming adverbs	Effective communication Friendship formation	A written chart on adverbs	A simple guide in the study of English

		Health in our sub county/ division	Disease vectors	Lit I and II	Ways of controlling accidents at home Accidents at school Ways of preventing accidents at school	Stating ways of controlling accidents Mentioning accidents at school Giving ways of preventing accidents at school	Discussion Explanation	Discussing ways of controlling accidents at home Talking about prevention of accidents at school	Concern Self awareness Living with others	Picture showing prevention measures	Fountain pri sch bk3 pg129
				English	Vocabulary mosquito, rat, louse, lice, cockroach, flea, housefly, bedbug, ticks etc Structures Reading a story titled "Vectors"	Reading and spelling the new words Naming the vectors Reading stories about vectors Matching vectors to diseases they spread	Discussion Explanation	Reading Naming Matching Completing structures	Critical thinking Problem solving Self awareness	A chart showing some vectors Textbooks	Pri sch curr for Uganda bk3 pg 47-48
		Basic technology in our sub county/ division	Concept of technology	Lit I and II	First aid Definition Importance of giving first aid Related terms e.g first aider, casualty, scene etc Ambulance	Defining first aid Mentioning aims of giving first aid Defining related terms Definition of an ambulance	Discussion Explanation	Defining first aid Talking about importance of first aid	Concern Problem solving Helping one another	The first aid box	Fountain prim scie pg130
				English	Preventing and controlling vectors Vocabulary slash, cut, sweep, food, feaces, clean, keep, flies (4Fs) Feaces, flies, fingers, food	Reading the given vocabulary Identifying ways of preventing and controlling vectors Reading descriptive	Discussion Explanation	Reading Writing Re-arranging	Responsibility Self awareness Decision making	A chart showing the 4Fs in the spread of diseases	Prim sch curr for Uganda pg48

					Jumbled sentences	sentences on prevention and control of vectors Re-arrange the given sentences					
				Maths	Measuring capacity Changing litres to centilitres Changing centilitres to litres Adding litres and centilitres Subtracting litres and centilitres	Measuring capacity Multiplying litres and centilitres Changing litres to centilitres Adding litres and centilitres Subtracting litres and centilitres	Observation Discussion Illustration Question and answer	Measuring Dividing Converting Multiplying Adding	Accuracy	Rulers Tape measure	New Mk bk3 pg159
	Health in our division / sub county	Disease vectors	Lit I and II	Qualities of a good first aider The first aid box Places where we find first aid box	Mentioning qualities of a good first aider Describing the content of the first aid box Definition of a first aid kit and box	Discussion Demonstration	Drawing a first aid box and its contents	Drawing Concern Sympathy	The first aid box	Fountain pri sch scie bk3 pg129	
			English	HIV/AIDS Vocabulary, causes and spread Structures; care for AIDS patients Poems/ stories Effects of HIV PIASCY messages	Telling stories about AIDS Discussing causes and spread of AIDS Using the new words in sentences Reading PIASCY messages	Discussion Explanation Story telling	Sharing experiences	Self awareness Patience Coping with emotions	Posters Articles in newspapers	Pri sch curr for Uganda bk3 pg49	

						Reading poems					
				Lit I and II	Importance of the items in the first aid box First aid for simple accidents	Telling the importance of each item in the first aid box Describing first aid for simple accidents	Demonstration Explanation	Reading Describing first aid for simple accidents	Sympathy Love Care	First aid items	Fountain primary science pg33
				English	Accidents New words Structures Read the poem Make sentences from the given table Read stories titled "YASABA" and "ALEX LEARNS A LESSON"	Reading and spelling new words Completing the given structures Making correct sentences from the given tables Reading and answering questions	Discussion Explanation	Reading Spelling Constructing sentences	Sharing experience Effective communication Critical thinking	Textbooks Flashcards	MK pri Eng bk3
		Basic technology in our sub county/division	Concept of technology	Lit I and II	People technology Definition of technology Natural and artificial materials Examples of each	Defining technology Giving examples of natural and artificial materials	Guided discovery Integration Brain storming	Defining technology Giving examples of natural and artificial materials	Creating thinking Self reliance	Real objects Clay Stones	The sch curr pg51
				English	Vocabulary along, look left, look right, turn right, towards, turn left Structures Walk along the..... What is she doing? The dialogue entitled "Amina directs Mr. Kintu."	Articulation of words Constructing sentences using the given structures Reading and acting the dialogue Completing the given composition	Discussion Explanation	Constructing sentences Completing the given composition	Responsibility Concern	A chart Flash cards	MK pri Eng bk3 pg120

					Guided composition "Joan and Joel go to school."						
		Basic technology in our sub county/ division	Concept of technology	Lit I and II	Items made from natural materials and their use Items made from artificial materials and their uses	Mentioning items made from natural materials and their uses Reading items made from artificial materials and their uses	Discussion Brain storming	Reading Mentioning items made from natural and artificial materials	Concern Critical thinking	Real materials	The school curriculum pg45
				English	Vocabulary toy, bicycle, car, flower, candle, bag, wear, hat, decoration, beads Structures What will you use to make (mat, doll, toy car) Will you use..... (palm leaves, wires) to make a (mat, toy car)	Reading vocabulary Making some crafts using local materials	Explanation Discussion	Reading Weaving	Problem solving Critical thinking	Real objects	Pri sch curr pg51
		Concept of technology	Processing and making things from natural material	Lit I and II	Revision on social services in our sub county	Defining social services Giving examples		Answering questions (oral and written)	Problem solving		

			Transport	English	Vocabulary donkey, oxen, taxi, conductor, passenger, pump, conductor, jump Structures Get on the..... (bus, train) What is he doing? He is getting on the bus. A story "Masaba's bicycle gets a flat tyre"	Naming different types of transport Completing the given structures correctly Answering questions from the story	Discussion Explanation	Reading Writing	Appreciation Problem solving	A chart Textbooks	Mk Eng PPS bk3 pg147-149
				Lit I and II	Revision on customs in our sub county	Telling and retelling traditional stories Talking about cultural practices	Explanation Discussion	Telling stories Talking about cultural practices	Problem solving Concern		The primary sch curr pg43
				English	Vocabulary bulb, buy, stove, cook, sell, use of <u>some</u> and <u>any</u> Structures Revision on tenses Present continuous What are you..... (buying, carrying)? I / Weam a	Reading the given vocabulary Use the given structures correctly	Explanation	Reading Writing	Self esteem Critical thinking		
			Transport	English	Vocabulary switch on, switch off, blow off, cover, light, box, match stick, candle	Reading words Using structures correctly	Discussion Explanation	Reading Writing	Self awareness Effective communication	Chalk board illustration	Primary sch curriculum pg57

					Revision on opposites low – high long – short Structures Revision on past simple tense What did..... (he/ she/ they) do? He switched on..... (light)	Giving opposites of the given words					
				Lit I and II	Economic activities Definition Examples Reason why people work	Naming economic activities Telling what economic activities area	Question and answer	Answering questions	Self reliance	Questions papers	
		Energy in our sub county/ division	Ways of saving energy	English	Vocabulary warm, burn, fire, socket, plant, kill, hunt, danger, alarm Comparison small, big, tall A dog is faster than a goat. Structures What will.....do when in danger?	Reading the new words correctly Constructing sentences Compare the given objects	Discussion Explanation	Reading Writing Spelling Comparing	Decision making Self awareness	Flash cards	Pri sch curr for Uganda bk3
		Energy in our sub county/ division	Measuring		New words weighing scale, narrow high – height wide – width metre – cloth litres – liquids grams – weight strong – strength	Reading and spelling the new words Forming adjectives from the given words Drawing the different weighing scales	Discussion Observation Explanation Demonstration	Reading Spelling Drawing Forming Measuring	Self awareness Creating thinking Decision making	Books Rulers Weighing scales Classroom environment Tape measure Our shop	

					<p>deep – depth</p> <p>Structures</p> <p>How tall is the.....?</p> <p>How far did she jump? She jumped five metres.</p>	Measuring the length and width of different objects					
				English	<p>Weighing scale</p> <p>Use different weighing scales to weight different objects</p> <p>Weight is the heaviness or lightness of an object</p> <p>Take records</p> <p>Mukasa weighs 40kgs</p> <p>Ali weighs 35kgs</p> <p>Who is heavier?</p>	<p>Weighing different objects within the classroom</p> <p>Taking records</p> <p>Studying the given pictures</p> <p>Identify which weighing scales are used to weigh different objects</p>	<p>Discussion</p> <p>Demonstration</p>	<p>Reading</p> <p>Taking records</p> <p>Measuring</p> <p>Weighing</p>	<p>Self awareness</p> <p>Effective thinking</p>	<p>Classroom environment</p> <p>Rulers</p> <p>Books</p> <p>Boxes</p> <p>Desks</p> <p>Tables etc</p>	<p>Mk pri</p> <p>Eng bk3</p> <p>pg123-124</p>
		Energy in our sub county/ division	Measuring	English	<p>Read the dialogue and answer questions that follow</p> <p>Title</p> <p>“MEASURING OUR DESKS”</p> <p>Read the story titled “ADELA”</p>	<p>Reading the dialogue</p> <p>measuring the length, width and height of different objects within the classroom</p> <p>Act out as told by the teacher</p>	<p>Imitation</p> <p>Explanation</p>	<p>Measuring</p> <p>Weighing</p> <p>Role play</p>	<p>Self awareness</p> <p>Effective thinking</p>	<p>Textbooks</p> <p>Classroom environment</p>	<p>Mk pri</p> <p>Eng bk3</p> <p>pg128-129</p>
					<p>Testing exercise</p> <p>Practicing for sports day</p> <p>Study the table about height/</p>	<p>Studying tables related to the topic</p>	<p>Discussion</p>	<p>-do-</p>	<p>-do-</p>		<p>-do-</p>

					weight and distance						
			Ways of saving energy	English	Conjunctions used in pairs eitheror Either is used to refer to only two persons or objects Peter will come. Sarah will come. Either Peter or Sarah will come. Neither.....or in order.....toenough to.....	Reading the sentences correctly Using the given conjunctions correctly Acting as told by the teacher	Discussion Explanation	Reading Writing Acting		Classroom environment	
				Lit I and II	Revision on ethnic groups	Defining ethnic groups Answering questions about ethnic groups	Discussion	Writing	Critical thinking	BB illustration	
				English	Vocabulary change, shillings, money, price, notes New words watch, play, paid, buy, litre, bring, price list, shopping list, how, bakery, confectioner	Reading words constructing meaningful sentences Making a shopping list	Discussion Explanation	Naming Writing	Critical thinking Self esteem		UPEC bk3
				Lit I and II	Revision on physical features	Defining physical features Giving examples of physical features	Discussion Explanation	Writing	Appreciation		

				English	Structures Do you have some..... please? yes, I have some. Use of <u>much</u> and <u>many</u> e.g. How much milk do you want? Structures A pair of A packet of A loaf of A bottle of	Using <u>much</u> and <u>many</u> Making a shopping list Completing given statements	Explanation Discussion	Naming Writing Reading	Critical thinking Confidence	Our shop	UPEC bk3
				Lit I and II	Revision on maps and pictures	Defining maps and pictures Drawing maps and pictures	Discussion Explanation	Drawing	Creative thinking	A chart	
				English	Recite rhymes related to the topic Where are you going my little goat? To the market My first time at the shop	Reciting rhymes Finding out how many shilling coins make up a note	Imitation	Reciting	Self awareness Creative thinking	Coins and shillings	MK PS Eng pg136-137
				Lit I and II	Revision on technology	Defining technology Giving examples of natural and artificial materials	Discussion	Appreciation	Creative thinking		
				English	Structures How much money did you pay for.....? I paid four hundred shillings for soap.	Answering questions from the pictures	Discussion Question and answer	Reading Writing	Self awareness Problem solving	Coins Shillings	Mk bk3 pg136-137

					How much money did Joy pay for.....?						
				English	Structures How much would you like? I would like..... How many would you like? Study Mr. Odong's shop and answer the given questions	Identifying items they would like from the shop Completing the given structures	Explanation Discussion	Reading Writing	Problem solving Self awareness	Our shop	Mk bk3 pg136-137
				Lit I and II	Revision on soil						
				English	Read the story titled "Jane and Aisha go shopping" Questions Where were sent to the grocery?	Reading the story Answering questions	Discussion Explanation	Reading Answering questions	Critical thinking Concern	Textbooks	Mk bk3 pg136-137
				Lit I and II							
				English	Guided composition title "Atwooki goes shopping"	Reading the composition Completing the composition	Discussion Explanation	Reading Writing	Critical thinking	BB illustration	
				Lit I and II							
				English	Testing exercise Choose the correct word from the brackets to complete the sentences.	Reading sentences Using the words in brackets to complete sentences	Discussion Explanation	Reading Writing	Critical thinking Self awareness	BB illustration	

					What is the of the pen? (price, sell) Juma bought two of cooking oil. (kilograms, litres)						
				Lit I and II	Revision on basic resources	Answering questions about basic resources Defining basic resources	Discussion	Reading Writing	Problem solving	BB illustration	
				Maths	Area Area by multiplying eg 4 squares x 3 square = 12 square cm	Finding area by multiplying	Demonstration	Multiplying given numbers	Critical thinking	Real objects	Mk Bk 3 pg 156
				Maths	Word problems	Reading and interpreting word problems on area	Discussion	Reading and working out word problems	Problem solving	Real objects	Mk Bk 3 pg 158
				Maths	Weight Units in measuring weight eg Kg , g , dg , hg etc	Changing kg to g	Discussion	Converting kg to g	Sharing	Flash cards	Teachers own collection
				Maths	Weight Changing g from kg	Changing g to Kg	Discussion	Converting g to kg	Sharing	Flash card	Teachers own collection
				Maths	Caparisoning weight ie finding the heavier and lighter objects	Comparing heavier and lighter objects	Discussion	Comparing objects	Problem solving	Real objects	Mk Bk 3 Pg 168
				Maths	Addition of kg and g Word problems	Reading and interpreting word problems	Discussion	Reading and working out addition of problems given	Problem solving	BB illustration	Mk Bk 3 Pg 171

				Maths	Subtraction of kg and g Word problem	Reading and interpreting word problems	Discussion	Answering word problems	Problem solving	BB illustration	Mk Bk 3 pg 173
				Maths	Algebra Finding unknowns in subtraction Word problems	Finding missing numbers	Discussion	Finding unknowns	Problem solving	Counters	Mk Bk 3 Pg 194
				Maths	Algebra Finding unknowns in multiplication	Find missing numbers	Discussion	Finding unknowns	Problem solving	Counters	Mk Bk 3 Pg 196
				Maths	Algebra Finding unknowns in division	Reading and interpreting word problems	Discussion	Finding unknowns	Problem solving	Counters	Mk Bk 3 Pg 197
				Maths	Collecting like terms	Being able to find common items eg $3b + 4p + 2b + 5b$	Discussion	Collecting like terms	Problem solving	Real objects	Teachers collection

The end